

CONTIGÔ

TODOS AVANZAMOS



PODER EJECUTIVO DEL ESTADO DE
QUERÉTARO



QUERÉTARO
GOBIERNO DEL ESTADO

Juntos, Adelante.



STRATEGIC LOCATION

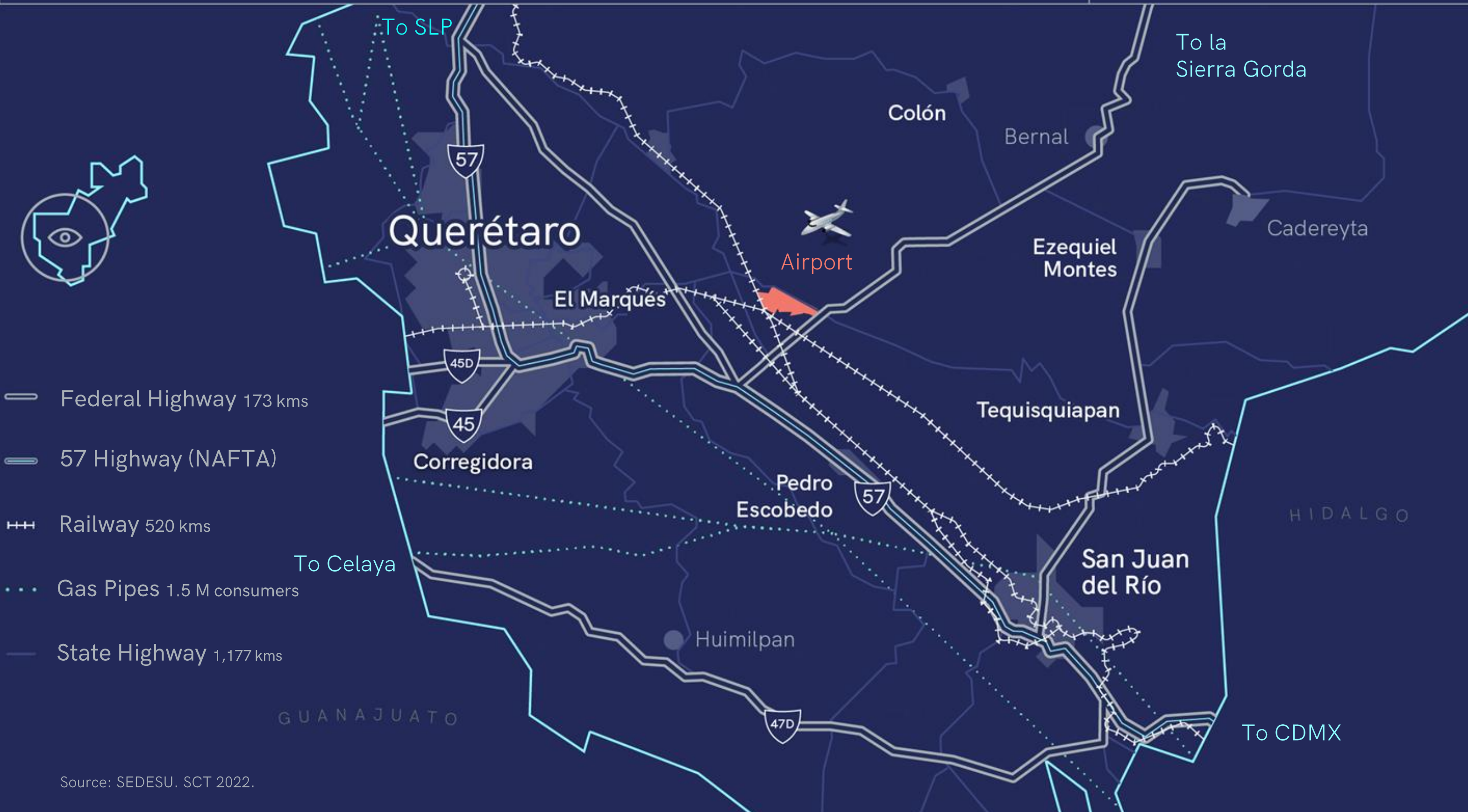
+45 million inhabitants
within a 350 km radius



Area	11,688 km ²
Weather	23° C



INFRASTRUCTURE



- Federal Highway 173 kms
- 57 Highway (NAFTA)
- Railway 520 kms
- Gas Pipes 1.5 M consumers
- State Highway 1,177 kms

Source: SEDESU. SCT 2022.



DEMOGRAPHIC PROFILE



29 years

State Average Age

INEGI 2022

82 people

Arrive daily to live in the State

COESPO 2023



3.6%

State Unemployment Rate

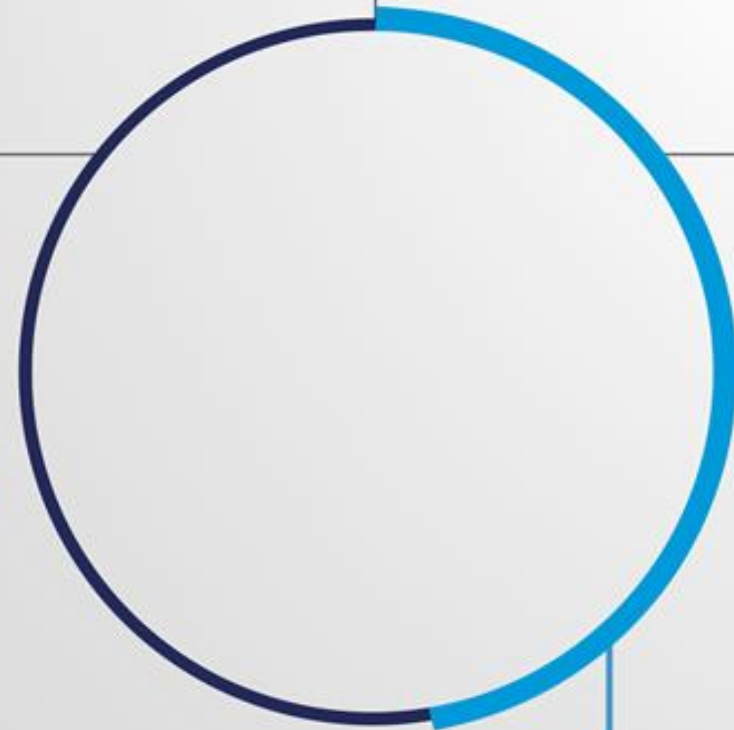
INEGI 4° trimestre 2022



2.36 M

State Population

INEGI 2022



47%



1.11 M

Economically Active Population

INEGI 4° trimestre 2022



3.0%

National Unemployment Rate

INEGI 4° trimestre 2022



COMPETITIVENESS INDICATORS



PODER EJECUTIVO DEL ESTADO DE
QUERÉTARO



mxAA+

Maximum grading on the national scale of stable perspectives

S&P Global
Ratings

5th place

In "Latin American Cities of the Future 2021-22"



AAA.mx

Superior investment level compared to the majority of Municipalities in Mexico

MOODY'S

2nd place

For companies to invest in Mexico



3rd place

In innovation on a national level

4th place

In competitiveness on a national level

2022



4th place

Sustainable Cities Index

2022





DECARBONIZATION IN QUERÉTARO



Industry:

- Reports CO₂
- Generates COA
- Compensation percentage by sector



Compensation Projects:

- Market price: Glasgow Declaration
- Emission reduction certificate



SEDESU:

- Center for Ecology and Climate Change:
 1. Approves compensation projects.
 2. Checks annual reports



Low Carbon Emissions Seal:

- Fiscal Stimulus



Decarbonization Goal 2030:

6.9
Tg_{CO₂}E

MRV System



PRODUCTIVITY

Greater than
National Average

Slightly Higher than
National Average

Lower than the
National Average



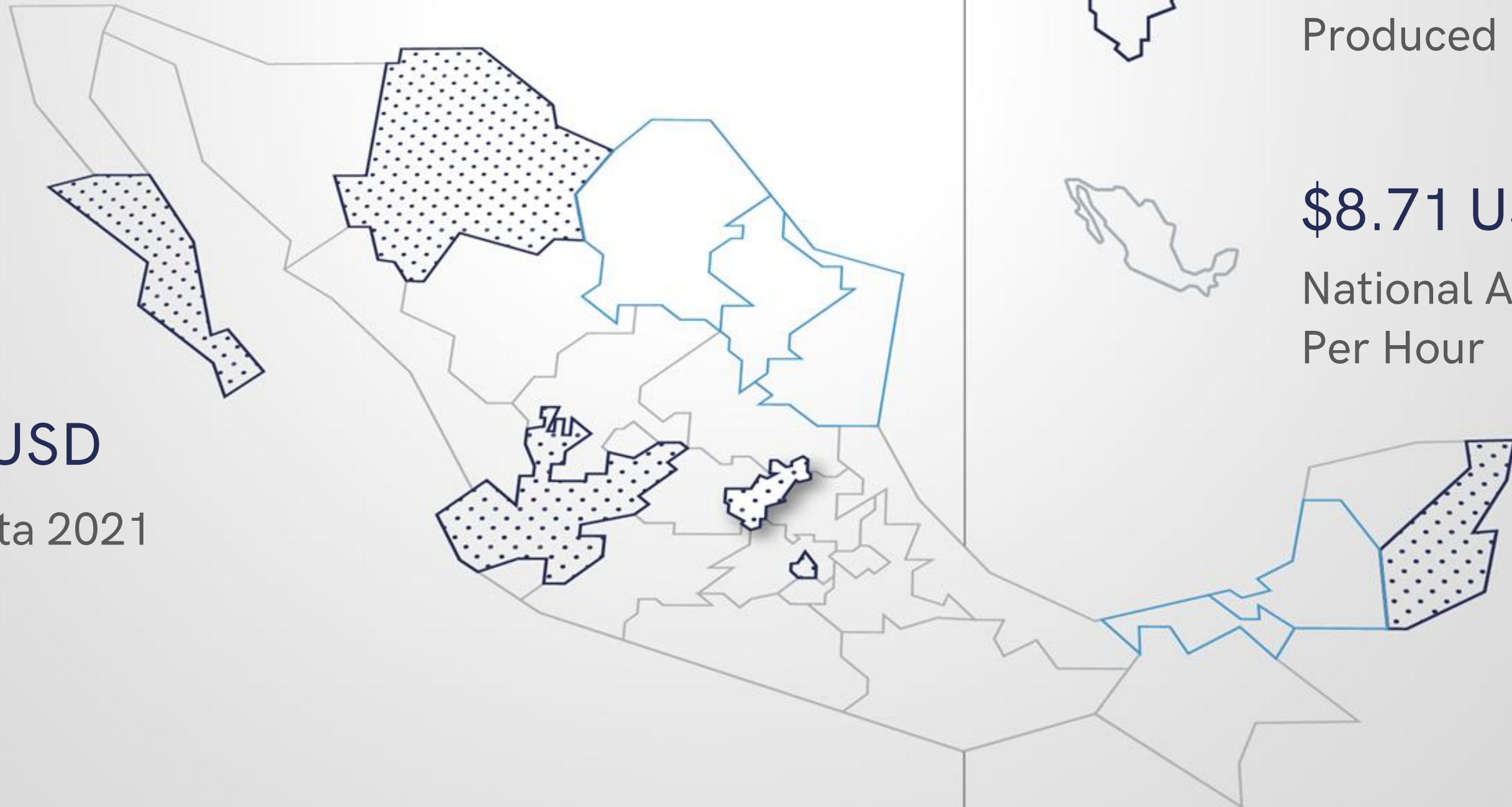
\$10.70 USD

Produced Per Hour



\$8.71 USD

National Average
Per Hour



\$8,465.5 USD

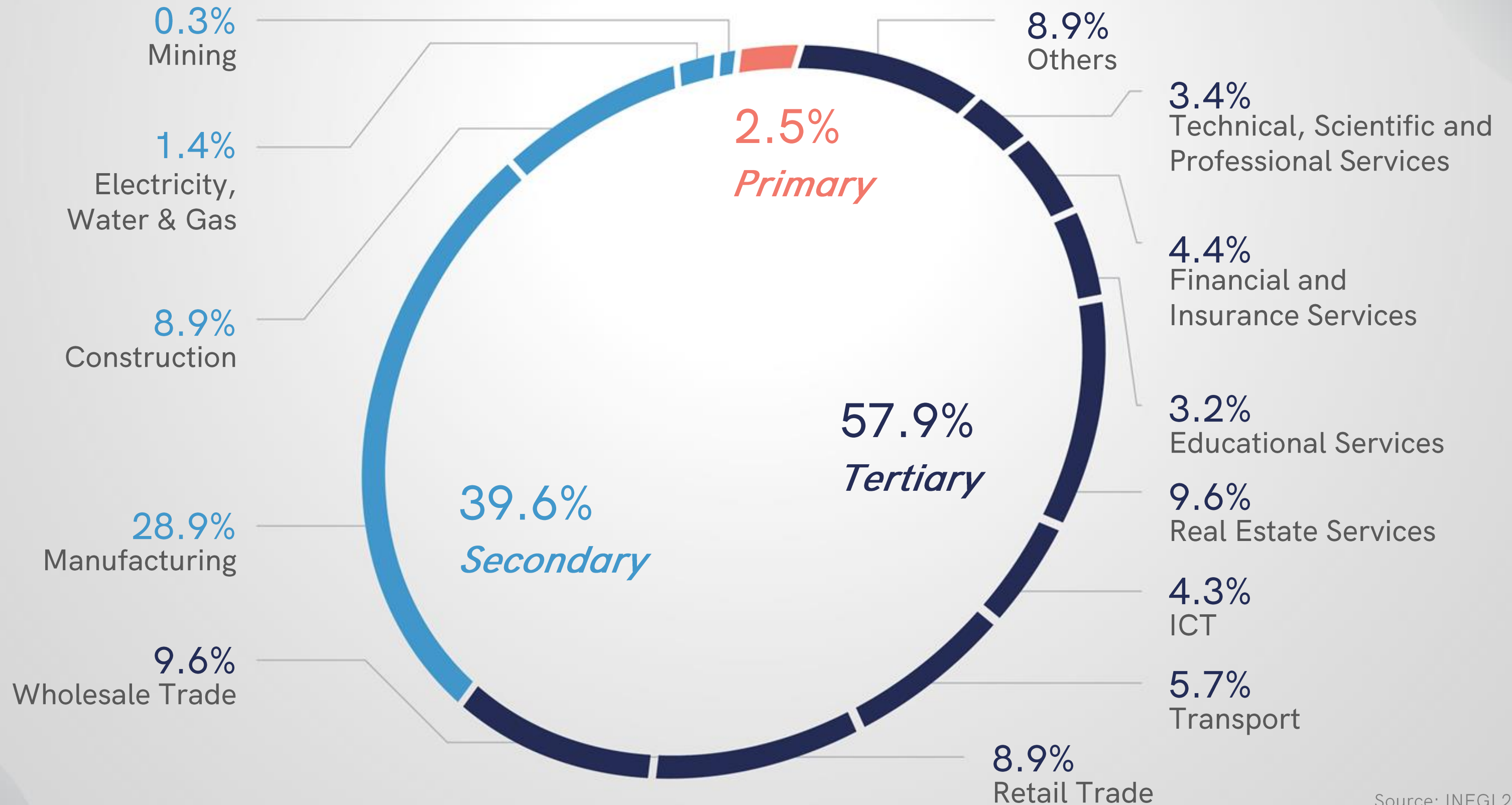
GDP per capita 2021

6.2%

GDP Growth
2021 vs 2020

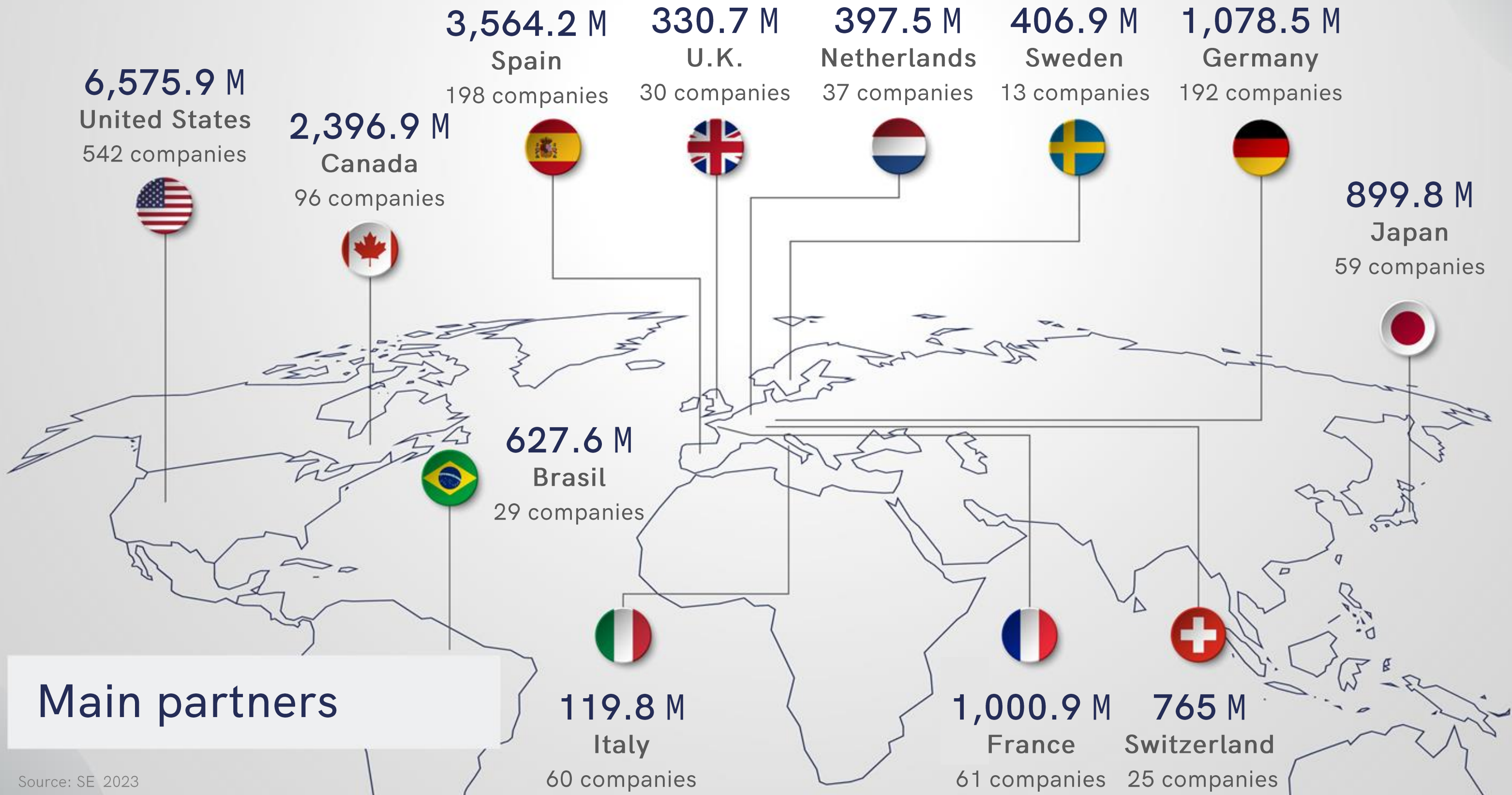


GDP DISTRIBUTION





FOREIGN DIRECT INVESTMENT (1999 - 2022)



Main partners

Source: SE 2023



INDUSTRIALIZATION IN QUERÉTARO



PODER EJECUTIVO DEL ESTADO DE QUERÉTARO



Textile
Agroindustry
Food & Beverage

Metalmechanics
Home Appliances
Chemical
Rubber & Plastic

Automotive
Electric & Electronics
Aerospace
OEMs

IT
Financial Services
4.0 Industry
Shared Services



50's

60's

70's 80's 90's 00's

10's 20's



AUTOMOTIVE INDUSTRY

CONTIGÓ
TODOS AVANZAMOS



QUERÉTARO
GOBIERNO DEL ESTADO
Juntos, Adelante.

Source: INA

8

OEM

Bus, Tractor,
Recreational Vehicle
& Supercar

112

Tier 1
Suppliers

+200

Tier 2
Suppliers

8,609 MUSD

Produced
Autoparts

2,801

Of FDI

+80k

Jobs



24.7%

Share of State
Manufacturing
GDP



28.5%

Share of Total
Exports

Source:



AEROSPACE INDUSTRY



CONTIGÓ
TODOS AVANZAMOS



2
OEMs

26
Tier 1 y Tier 2
Suppliers

5
MROs

19
General
Services

12
Research
Centers

4
Raw Materials

7
Academic
Institutions

+80
Companies &
Support Entities

8° place
"Cities with the Best
FDI Performance in the
Aerospace Sector"

TOP 10
FINANCIAL TIMES 2021
FDI MAGAZINE

37%
Aeronautical
Exports
Nationwide

+11k MUSD
In exports

+ 10k
Jobs



IT INDUSTRY



CONTIGÓ
TODOS AVANZAMOS



QUERÉTARO
GOBIERNO DEL ESTADO
Juntos, Adelante.

1ST place

In affordability (% of income) on a national level

2ND place

National graduates in STEM programs

(Science, Technology, Engineering and Mathematics)

2ND place

State Digital Development Index

Source. IDDE 2021. Centro México Digital

141

IT Companies in the State

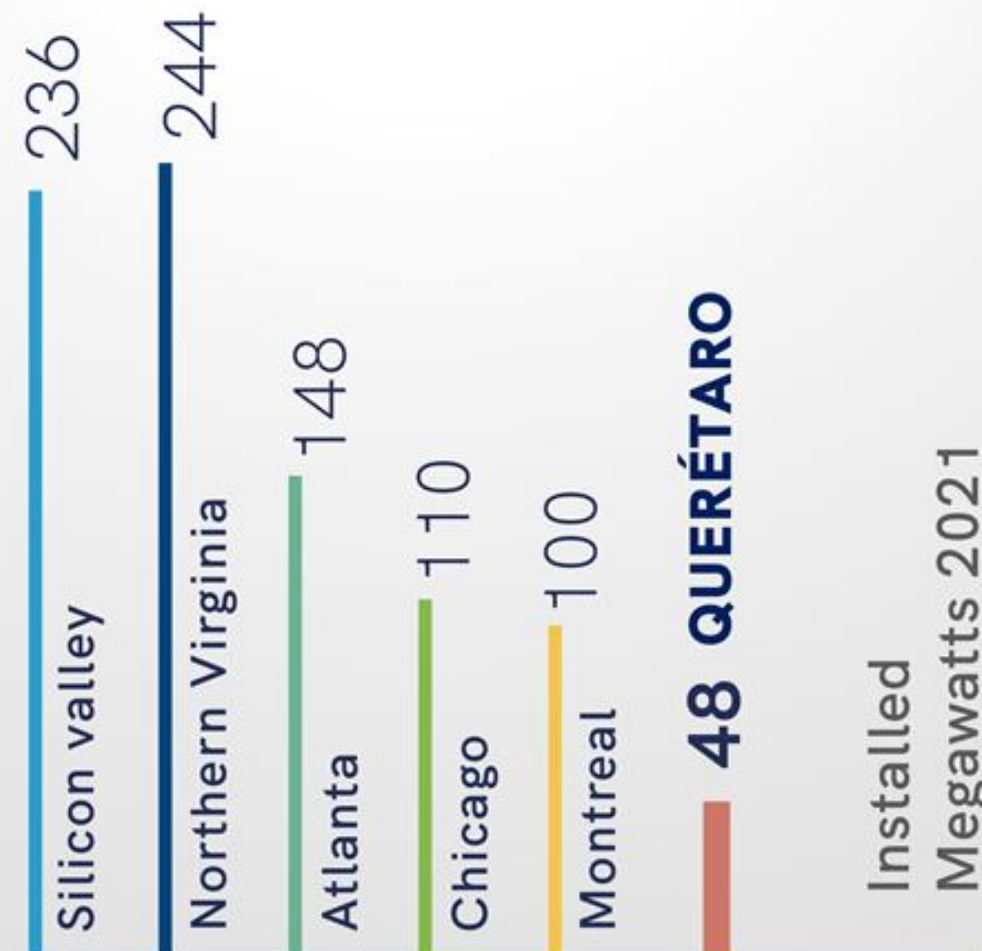
+18 k

Jobs





The State with the most Installed Megawatts in Mexico in the Data Center Industry



For the first time, a State outside of Canada and the USA is positioned as the spearhead in this sector.

Source: "Data Center Global Comparison 2021 Cushman & Wakefield"



LABOR FORCE

CONTIGO
TODOS AVANZAMOS



QUERÉTARO
GOBIERNO DEL ESTADO
Juntos Adelante

Labor force focused on productivity and high performance.

Labor Stability

No industrial strikes in the last 27 years.





R&D CENTERS

Continental®


CONDUMEX


Visteon

56

Public & Private
R&D Centers





HARMAN

brose

mabe

TREMEC





CLUSTERS



Automotive
Cluster



Aerospace
Cluster



Logistics
Cluster



IT
Cluster



Plastics
Cluster



Medical
Cluster



Energy
Cluster



Wine
Cluster



PODER EJECUTIVO DEL ESTADO DE
QUERÉTARO